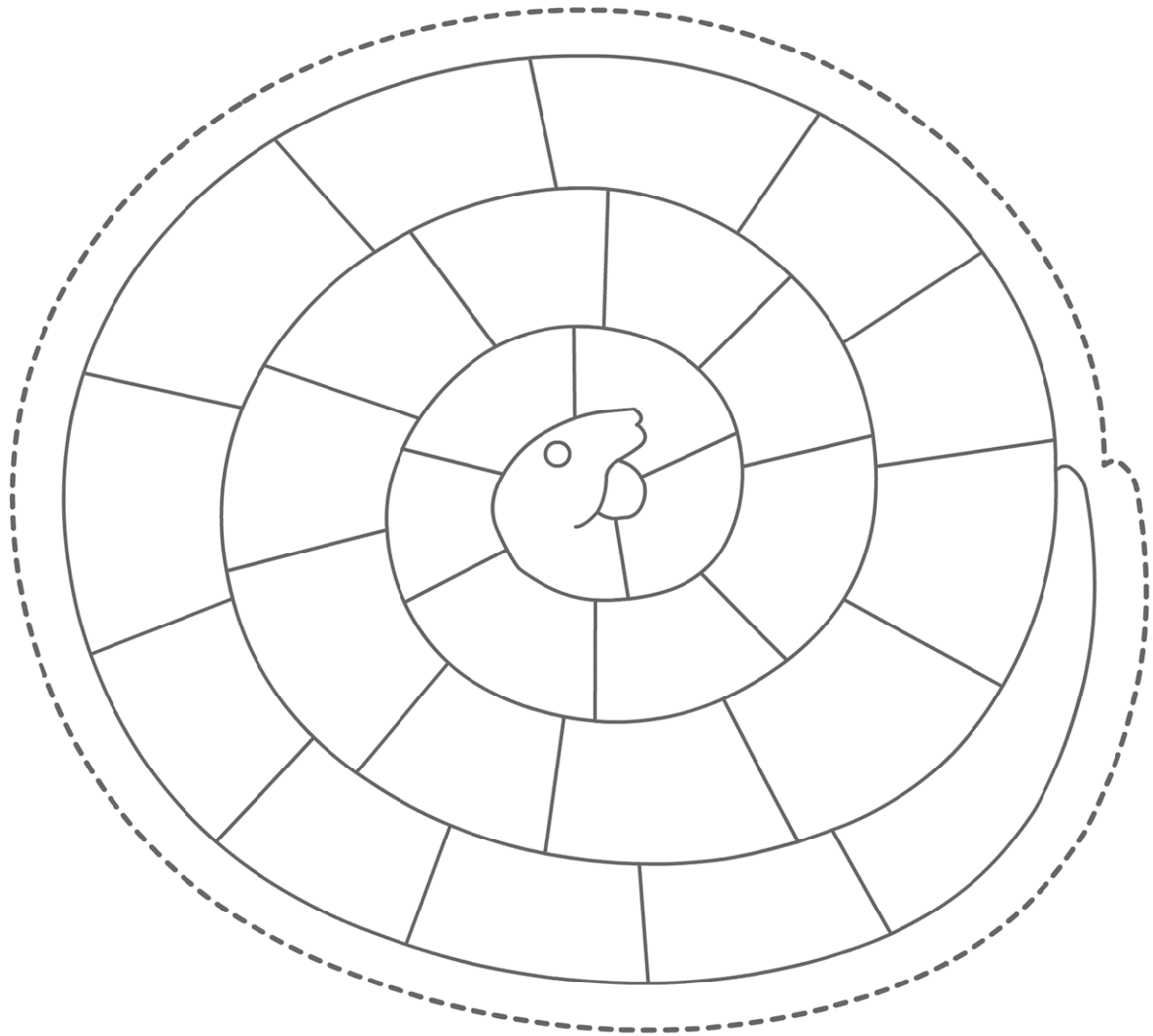
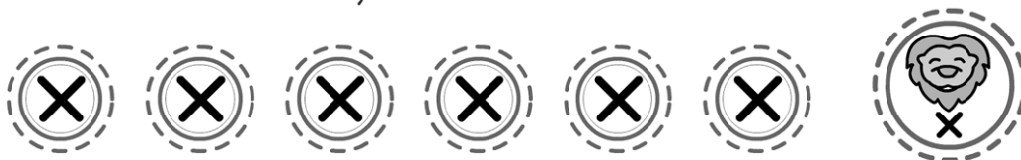


# Mehen - Egyptian Activity Sheet

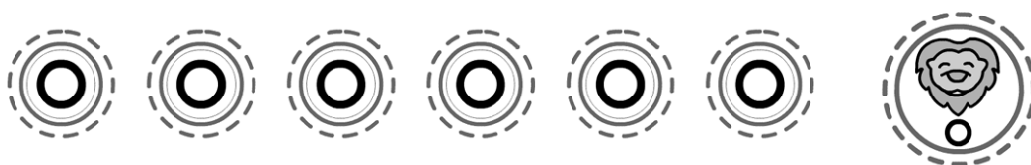
The Mehen Board



Counters for Player 1



Counters for Player 2



Don't forget to copy the same symbol ('X' or 'O') on the back of each counter with a coloured crayon.

# Mehen - Egyptian Activity Sheet

Continued...

Mehen, the snake game, was played in ancient Egypt even before 3000BC. The idea of the game is to move your six counters around the snake towards its head and get them back safely to the tail before your opponent's lion eats them.

## You will need:

- Scissors
- Die
- A coloured pencil

## Instructions

1. Cut out the snake playing board and all of the counters. On the back of each counter use a coloured pencil and copy the same symbol as on the other side.
2. Each player should have 6 counters (of the same symbol) plus their 'lion'
3. You need to throw a '1' to start each counter off.
4. You must start each of your counters on the board before moving any of the others.
5. A throw of '1' ends your go and allows your opponent to take their turn.
6. Once you have reached the snakes head with 1 of your counters you should turn it over to start the return journey back to the tail.
7. When you have made it back to the tail with 1 of your counters you can start your lion counter.
8. Move your lion counter around the snake towards the head like the other counters, but on the way back your lion can eat up any of your opponents counters that get in its way.

The winner of the game is the person whose lion has eaten the largest number of counters!